

AMA

A custom bot for handling AMA's

- [Setup](#)
- [ModQueue](#)
- [GuestQueue](#)

Setup

Startup AMA's in your community with simple steps!

Prefixes

These are the current communities utilizing this bot and their prefixes.

My Hero Academia	Brand New Animal	
.	.	

Bot Setup

The bot needs the channel ID's for the following purposes

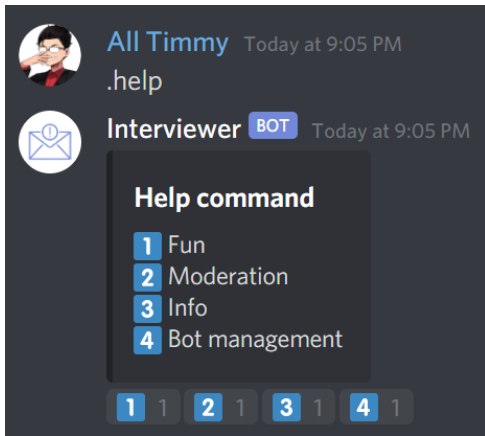
- **Mod Queue** - For moderating questions
- **Guest Queue** - For the guest(s) to select the next question
- **Guest Answers** - For guest(s) to answer the question
- **Staff Channel** - For posting flagged questions from ModQueue

The bot needs the following permissions in those channels

- **Read**
- **Send**
- **Embed Links**
- **Add Reaction**
- **Manage Messages** (Not in the Staff Channel)

Commands

The bot comes with an interactive help menu, depending on the user roles the help command will display only what's available to them.



Setup

Utilize the start command to enable the AMA. You must designate a channel for the answers to go into.

.start #channelmention	Sets the answer channel for the AMA The bot will now accept questions via DM.
-------------------------------	--

The bot will already have your channels coded in for ModQueue and GuestQueue so all you need to do is set the answer channel. This is for allowing you to have channels for every AMA to look back on rather than cramming them all into one general AMA chat.

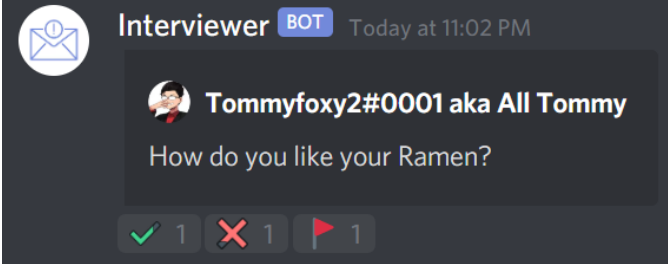
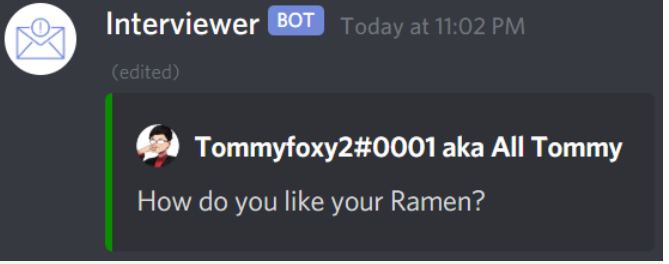
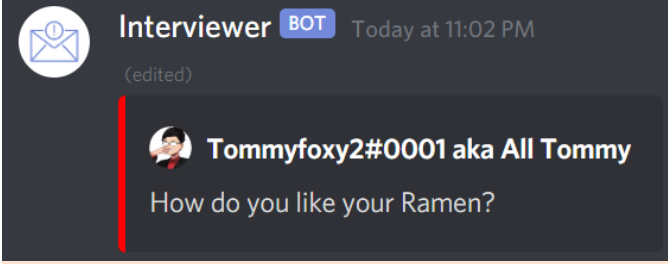
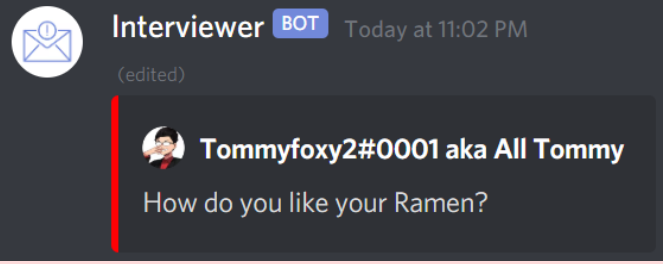
ModQueue

Understanding the ModQueue

The ModQueue is used to let staff vet questions and not only ensure quality questions are asked but appropriate ones as well. Sometimes a guest may not read the Manga, or doesn't know much about the series, this gives you a chance to filter things.



Emotes used in reactions will vary by bot deployment

 <p>Pending review by Moderators.</p>	 <p>Approved by a Moderator.</p>
 <p>Flagged by a Moderator.</p>	 <p>Denied by a Moderator.</p>

Worth mentioning that if you misflag a question, you can manually add the appropriate reaction to change it.

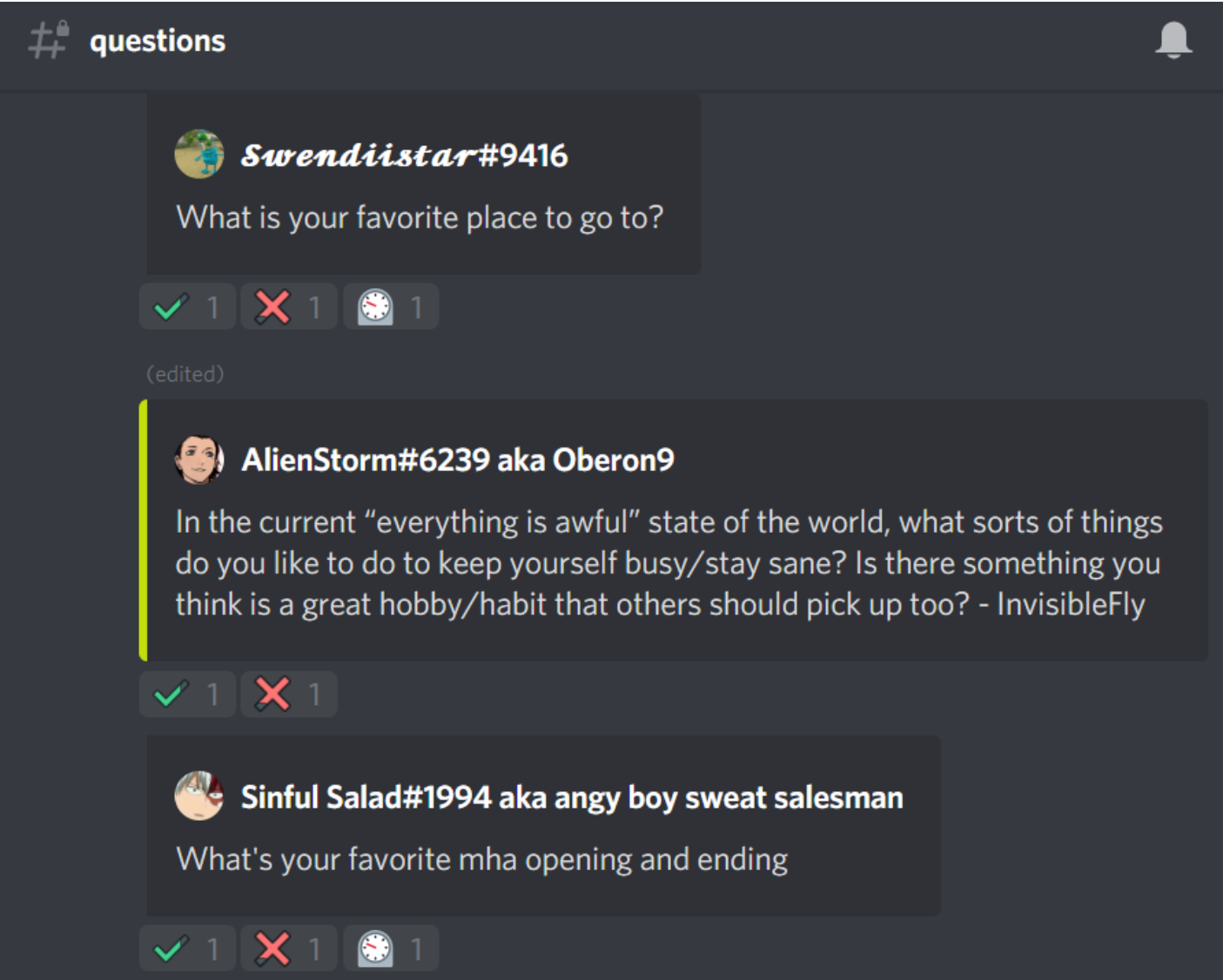
However, you will still need to delete the output message if there is one.

GuestQueue

The GuestQueue is used for guests to decide which question they'll answer next. Guests have three options available to them per question which will be explained below.

The Queue

After questions go through the ModQueue all the approved ones will then move to the Guest(s) for answering.



Overview


Option	Recommended Emote	What it does
Accept	Checkmark	Approves the question and sends it to the question channel.


Decline	X mark	Declines the question and removes it.
Maybe later	Timer	Makes the question yellow, perhaps later if there's time?


Answering


Once a question is accepted it then moves to your designated question channel where the guest(s) can answer it.



kyle-hebert


Interviewer BOT 08/23/2020
(edited)


one#0095 aka fat one
Are you a fan of the Pixar Cars series?

 13


kylehebert 08/23/2020
That was when I noticed the quality in Pixar movies start to go down in my opinion. But I do love Mater.

 36
 18

Final notes

While it may not be great having to go back and forth to select the next question it gives guests the choice of what they want to answer without anyone knowing what was skipped. It helps to keep the stress down for them and encourage them to answer questions ***they*** want to answer.